

ISUZU
RELIABILITY IS EVERYTHING



AWD & 4X4 SERIES

GVM: 4,500 - 13,900kg

GCM: 6,000 - 20,500kg



Truck shown features customer body and accessories.

Turn mountains into molehills.

As Australia's number one truck company*, we've gone to extremes in building a range of All Wheel Drive (AWD) and 4x4 models purpose built to flatten the steepest hills and make light work of loose gravel. No stone was left unturned in making reliability and comfort the foundation of the AWD/4x4 range with a robust offering of features and components, both inside and out. Based on the class-leading N and F Series, there are many different specifications to select from including crew cabs, all of which have been tried and tested under the toughest conditions.

*According to T-Mark industry statistics.

DIFFERENT JOBS, COMMON THREADS.

Even though each model is specified to match different applications, the AWD/4x4 range shares the same solid foundations. Such as outstanding levels of driver comfort, class-leading safety features and impressive on-road and off-road performance from the renowned Isuzu common rail diesel engines.



ON THE SAFE SIDE.

You can rest assured that we've got the angles covered when it comes to safety. Simple 4x4 controls allow you to prepare for all terrain types, and every 4x4 model is equipped with Anti-lock Braking (ABS) and driver and passenger airbags. We've fitted special 11R22.5 tyres to every FTS model, so these along with the newly matched rear axle ratios in the automatic, result in better hill gradeability and superior downhill control. There's no need to second guess that steep slope.

SPECIFICATIONS

| MODEL | GVM (kg) | GCM (kg) | ENGINE | POWER (kW@RPM) | TORQUE (Nm@RPM) | TRANSMISSION (GEARS/TYPE) | WHEELBASE (mm) |
|----------------------------------|----------|-------------------|-------------------|----------------|---------------------|-------------------------------------|----------------|
| AWD MODELS | | | | | | | |
| NLS 45-150 AWD | 4,500 | 8,000 (off-road) | 4JJ1-TCS | 110 @ 2,800 | 375 @ 1,600 - 2,800 | 5-speed manual | 2,740 |
| NLS 45-150 AWD Tipper | | | | | | | 2,750 |
| NLS 45-150 AWD Servicepack X | | | | | | | 2,750 |
| NLS 45-150 AWD Servicepack Crew | | | | | | | 3,360 |
| NLS 45-150 AWD Crew | | | | | | | |
| 4X4 MODELS | | | | | | | |
| NPS 45-155 4x4 | 4500 | 8000 | 4HK1-TCN | 114 @ 2,600 | 419 @ 1,600 - 2,600 | 5-speed manual | 3395 |
| NPS 45-155 4x4 Crew | | | | | | 5-speed AMT | |
| NPS 45-155 4x4 AMT | | | | | | 5-speed manual | |
| NPS 75-155 4x4 | 7500 | 11000 | 4HK1-TCN | 114 @ 2,600 | 419 @ 1,600 - 2,600 | 5-speed manual | 3395 |
| NPS 75-155 4x4 Crew | | | | | | 5-speed AMT | |
| NPS 75-155 4x4 AMT | | | | | | 5-speed manual | |
| NPS 75-155 AMT 4x4 Servicepack X | | | | | | 5-speed AMT | |
| FSS 110-210 4x4 | 11,000 | 16,000 | 4HK1-TCs | 154 @ 2,400 | 726 @ 1,600 | 6-speed manual | 3,700 |
| FSS 110-210 4x4 Crew | | | | | | 6-speed automatic | 4,200 |
| FTS 139-260 4x4 | 13,900 | 18,000 (off-road) | 6HK1-TCC with DOC | 191 @ 2,400 | 761 @ 1,450 - 2,400 | 6-speed manual 6-speed automatic | 4,250 |
| FTS 139-260 4x4 Crew | | | | | | | |
| FTS 139-260 4x4 Auto | | | | | | | |
| FTS 139-260 4x4 Auto Crew | | | | | | | |

WARRANTIES[†]

| MODEL | VEHICLE / ENGINE | CABIN PERFORATION CORROSION | EXTENDED CARE WARRANTY [™] | |
|--------------|--|------------------------------|-------------------------------------|-------------------------------|
| All N Series | 3 years or 100,000 kilometres or 2,000 hours | 3 years unlimited kilometres | 4 years or 200,000 kilometres | 5 years or 250,000 kilometres |
| All F Series | 150,000 kilometres or 2,500 hours | 3 years unlimited kilometres | 4 years or 200,000 kilometres | 5 years or 250,000 kilometres |


[†]Note: The above chart is a brief representation of the chassis specifications within the Isuzu AWD and 4x4 Series model range. For a detailed understanding of the model and specification variants, please refer to the applicable Isuzu model Specification Sheet. Subject to the conditions outlined in the IAL New Vehicle Warranty, the AWD and 4x4 Series models carry a standard factory warranty as above. Extended Care may be purchased to cover the owner against the failure of original components, but may exclude some components and expendable items such as oil, filters etc. Isuzu Roadside Assistance is valid for three years from the date of new vehicle purchases. Our goods and services come with guarantees that cannot be excluded under the Australian Consumer Law. For major failures with the service, you are entitled: to cancel your service contract with us; and to a refund for the unused portion, or to compensation for its reduced value. You are also entitled to choose a refund or replacement for major failures with goods. If a failure with the goods or a service does not amount to a major failure, you are entitled to have the failure rectified in a reasonable time. If this is not done you are entitled to a refund for the goods and to cancel the contract for the service and obtain a refund of any unused portion. You are also entitled to be compensated for any other reasonably foreseeable loss or damage from a failure in the goods or service. For more details visit the Isuzu website which explains Isuzu Warranties in more detail, or alternatively contact your local dealer. All warranties commence from date of delivery. [†]Refer to Extended Care Brochure.



Banjo type front axles with Birfield joints.

READY TO SHARE YOUR LOAD.

At the business end, the nimble NLS AWD drives its front wheels through a banjo-type final drive with inner and outer Birfield joints and manual lock hubs all supported by a fully independent torsion bar suspension. The higher-rated NPS, FSS and FTS 4x4 models are specified with fully-floating axles, suspended by alloy-steel leaf springs and double-acting shock absorbers. These are all robust axle and suspension systems with our proven durability and legendary reliability.



SHIFTING IN THE RIGHT DIRECTION.


Whether you're heading for the hills, or on the highway, delivering the right power at the right speed is the key to a great AWD/4x4. Isuzu has developed a reputation for building durable and intuitive transmissions that, in our AWD/4x4 range, contain constantly refined gear ratios and a 2-speed transfer case (excludes NLS). Steep or sleek, feel confident knowing that the terrain can be tamed. Our FTS model also features a constant 4x4 system.

TWO-PEDAL.

If you're looking for a serious all-terrain vehicle that only takes two pedals to operate, Isuzu's NPS 4x4 with AMT has you covered. As Australia's first two pedal 4x4 light truck, it's rugged Automated Manual Transmission delivers 4x4 grunt, along with an easy two pedal drive. It's the ideal solution for operators looking for a truck that will allow multiple drivers – even those less familiar with trucks, such as bush fire brigade volunteers – to get behind the wheel.

EVEN FIRE TRUCKS CAN BE GREEN.

Our efficient common rail diesel engines exceed the standards required by ADR 80/03. We have greater experience with low-emission, conventional diesel engines in the Australian market than any other Japanese brand. As a result, the diesels boast impressive power and torque, better fuel economy and even lower emission levels than ever before.



TOUGH, BUT STILL COMFORTABLE.

When you work under extreme conditions in the toughest environments, comfort is paramount. Your Isuzu cab will act as refuge, with new multimedia unit, a huge interior light plus a stack of storage compartments, drink holders and more. We've also gone to great lengths to ensure our cabs are astonishingly quiet, and in the F Series, we've included the industry-leading ISRI 6860 air-suspension seat.



Series cab pictured.

Isuzu Care.


Reliability means so much more than just a mechanically reliable truck. Isuzu Care is the most comprehensive customer care truck programme ever seen in Australia, offering a suite of innovative support services and a level of customer care that's setting new industry standards. Wherever you are, Care's as close as a freecall to 1800 035 640.



ISUZU EXTENDED CARE.

Isuzu Extended Care* provides a two-year extension to Isuzu's three-year factory warranty. As well as the five-year factory warranty, you'll also receive five years of Isuzu's customer care programme and Isuzu Assist. Available when you buy your truck, it's the ultimate peace-of-mind.

*At additional cost.



ISIS.

Isuzu Sales Information System (ISIS for short) is a software program the dealer will use to help you select the right truck and body for your application. Once it's been programmed with your requirements, ISIS simulates how the truck will perform in terms of its weight distribution, available power and other performance characteristics. So with ISIS, you're sure to find your most suitable match.

ISUZU ROADSIDE ASSIST.

Isuzu Assist is a 3-year, 24-hour roadside assistance program that comes at no extra cost with all new Isuzu trucks. And while our trucks are renowned for their reliability, even if you run out of fuel, lose your keys, get a flat tyre (or battery), Isuzu Assist will be there to sort it out. Just freecall 1800 947 898.



MAKE STRESS FREE SERVICING A PRIORITY.

There is nothing more crucial than maintaining a healthy fleet, so we've created a 'stress free' service in Isuzu Priority*. Knowing that the lifeblood of your business is under control, and in the best hands, provides true peace of mind and allows you to spend more time doing what you do best – building and growing your business.

*At additional cost.

ISUZU

PRIORITY SERVICE AGREEMENTS





isuzu.com.au

Isuzu Australia Limited ABN 97 006 962 572 ("IAL"). The information in this brochure was correct at time of printing, but all measurements, specifications and equipment are subject to change without notice. Bodies and equipment featured in this brochure may have changed, may not be genuine accessories and are available at an additional cost. IAL may make changes at any time without notice, in prices, colours, materials, equipment and models. IAL makes all reasonable attempts to ensure the availability of all vehicles and equipment. The information in this brochure is general in nature. Your Isuzu Truck Dealer can confirm all measurements, specifications and vehicle/equipment availability upon request. Any body illustrated is not necessarily standard equipment. AUG19 FSA/ISZ12466