

SERIES

N SERIES

GVM: 4,500 - 8,700kg

GCM: 8,000 - 12,200kg

ISUZU

RELIABILITY IS EVERYTHING





The next generation of safety.

Isuzu trucks have always been renowned for their reliability. Now with the updated N Series, an intelligent suite of safety features means that, more than ever before, you can rely on Isuzu trucks to protect you and other road users. Standard features include advanced emergency braking that can recognise pedestrians, a lane departure warning that sounds if the truck starts to drift, and a distance warning system to alert the driver if they're getting too close to the vehicle in front. All this means Australia's number one light truck for over 32 years is an even smarter choice. And there are single cabs, crew cabs, AWDs, 4x4s and Ready-to-Work trucks with various engines and transmission combinations to choose from, so you'll find the right work partner for you.

N Series Range.

Our N Series comes a dozen different ways. 4x2s, AWDs and 4x4s. Single cabs, crew cabs and a range of Ready-to-Work bodies. But no matter the configuration, they're all designed to get the job done day after day.



Narrow Cab Range. 4,500 – 6,000kg GVM

Where the N Series range starts, but they're anything but basic. 5 or 6-speed manual or 6-speed automated manual transmission available on most models. Available in a range of Ready-to-Work bodies, crew cab models and a variety of wheelbases to suit your application.

- Isuzu diesel engine 110kW (150PS).
- 5-speed manual, 6-speed manual or 6-speed AMT options available depending on model.
- Short or medium wheelbases.
- First-class cabs come standard with three seats (six seats in crew cabs).
- Electronic Stability Control (4x2 models).
- Advanced Driver Assistance Systems (4x2 models).
- Automatic Headlamp System.
- Driver's suspension seat (most single cab models).
- Isuzu multimedia system with 6.2 inch screen.
- 4-wheel disc brakes (4x2 models).
- Ample storage and drink holders.
- Driver and passenger airbags.
- Cruise control.



Wide Cab Range. 4,500 – 8,700kg GVM

The N Series wide cab range starts with the 110kW (150PS) NNR models and goes through to the 114kW (155PS) NPR, NPS and 140kW (190PS) NPR and NQR models. Also available are 4x2, crew cab, 4x4 and Ready-to-Work body truck options.

- Isuzu 3.0 litre 110kW (150PS), 5.2 litre 114kW (155PS) or 140kW (190PS) diesel engine.
- 6-speed manual, 5-speed AMT and 6-speed AMT options available depending on model.
- Short, medium and long wheelbases.
- Integrated climate control (NPR, NQR models).
- Electronic Stability Control (4x2 models).
- Advanced Driver Assist Systems (except NPS 4x4 models).
- Automatic Headlamp System.
- Driver's suspension seat (Most single cab models).
- First-class cabs come standard with three seats (seven seats in crew cabs).
- Chrome grille and fog lamps on all NPR and NQR models, excluding factory tipper models.
- Isuzu multimedia system with 6.2 inch screen.
- 4-wheel disc brakes (4x2 models).
- Ample storage and drink holders.
- Driver and passenger airbags.
- Cruise control.

N Series Range.



Crew Cab Range. 4,500 – 8,700kg GVM

If you're looking for a truck that's safe, roomy, and comfortable for your entire team, the N Series includes crew cab options. Crew variants are available across NLS, NNR, NPR, NPS and NQR models.

- Isuzu diesel engines, in three ratings. 110kW (150PS), 114kW (155PS), 140kW (190PS).
- 5-speed and 6-speed manual and AMT options available depending on model.
- Medium and long wheelbases.
- First-class cabs come standard with six or seven seats.
- Isuzu Electronic Stability Control (4x2 models).
- Advanced Driver Assistance Systems (4x2 models).
- Automatic Headlamp System.
- Isuzu multimedia system with 6.2 inch screen.
- 4-wheel disc brakes (4x2 models).
- Driver and passenger airbags.
- Cruise control.



AWD / 4x4 Range. 4,500 – 7,500kg GVM

Need a truck that can tackle the road, even when there isn't a road? Isuzu N Series 4x4 and all-wheel-drive options flatten the steepest hills and make light work of loose gravel.

- Isuzu diesel engines in two ratings. 110kW (150PS) or 114kW (155PS).
- 5-speed manual or 5-speed AMT.
- First-class cabs come standard with three seats (six or seven seats in crew cabs).
- On demand part-time all wheel drive controlled by viscous coupling on NLS models.
- Part time 4WD with Hi and Lo range transfer Case on NPS models.
- Automatic Headlamp System.
- Isuzu multimedia system with 6.2 inch screen.
- Cruise control and multi-info display.
- Single and Crew cab variants available.

N Series Range.



Ready-to-Work Range.

If you need a truck without the wait, check out our Ready-to-Work range. A comprehensive selection of bodied trucks designed and built to our specifications, they come with the lot, including a comprehensive 3 year factory warranty on the body itself. And best of all, they're ready and raring to go.

Traypack

The Ready-to-Work Traypack is available in short and medium wheelbases, and also as a crew cab, with a truck-sized aluminium tray, so it carries bigger payloads for bigger paydays. Yet it's nimble enough to go wherever your work takes you. Also available with Independent Front Suspension on selected models.



Tipper

The Tipper range starts with car licence models capable of carrying around two tonnes, right up to NQR Tipper with even bigger payloads and more flexibility. And our Tri-Tipper has a unique three-way tipping ability that gives you even more capability from any angle.



Tradepack

If you're a tradie with big plans, this is your truck. Whether you're a builder, plumber or landscaper, the Isuzu Tradepack will transport your business to the next level. Models are available to suit a car licence (4.5T GVM) or a truck licence (5.5T GVM).

Vanpack

When it comes to convenience and comfort, the Ready-to-Work Vanpack really delivers the goods. Or the furniture. Or whatever else that needs delivering. Along with an impressive range of safety features. If you've got a small delivery business, go to town in a Vanpack.

Servicepack

Imagine a toolbox on wheels and you'll get a good idea of our Servicepack and Servicepack X (as pictured). Both trucks feature durable powder coated steel bodies and come with integrated central locking on doors and lockers with adjustable internal shelving.

ADAS. Smart systems designed to keep every road user safe.

The road is a complex and constantly changing environment and everyone can do with a bit of help to stay safe. With our Advanced Driver Assistance Systems (ADAS), you have a complete network of active and passive safety features all working together constantly to protect you and other drivers and pedestrians. With state-of-the-art sensors and multiple cameras, ADAS is the smarter way to safer roads.



AEB ADVANCED EMERGENCY BRAKING.

If the driver fails to brake in the case of a pedestrian, cyclist or other vehicle appearing unexpectedly, the AEB system brakes automatically to avoid or mitigate a collision. The brake light will be illuminated during this process.



LDW LANE DEPARTURE WARNING.

LDW detects lane markings or road edges and if the driver wanders out of their lane, it sounds a warning. The driver can select two sensitivity settings, or switch OFF.



DWS DISTANCE WARNING SYSTEM.

DWS helps you maintain a safe distance from the vehicle ahead by giving a warning if a pre-set distance is reached. (You can choose from four pre-set minimum distances).



TMW TRAFFIC MOVEMENT WARNING.

The Traffic Movement Warning system monitors stationary vehicles in front of your truck. If the vehicle immediately ahead moves more than the set distance and you don't follow along, a warning sounds. A very handy touch at traffic lights and pedestrian crossings.



ESC ELECTRONIC STABILITY CONTROL.

ESC uses data from a number of sensors, to monitor driver input and vehicle control. If it detects understeer, oversteer or roll-over, ESC can override driver input, reduce power and/or apply individual wheel braking and assist the driver to maintain vehicle control.

Another set of eyes on the road.


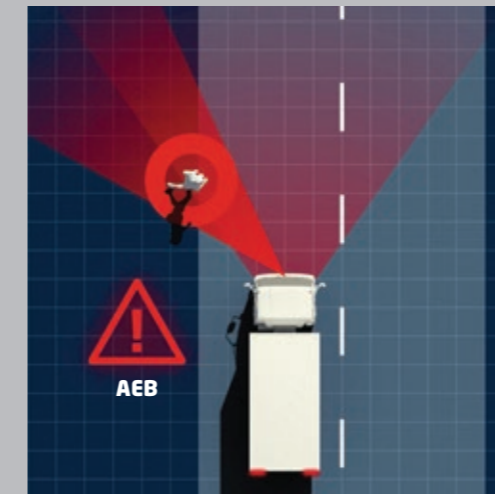
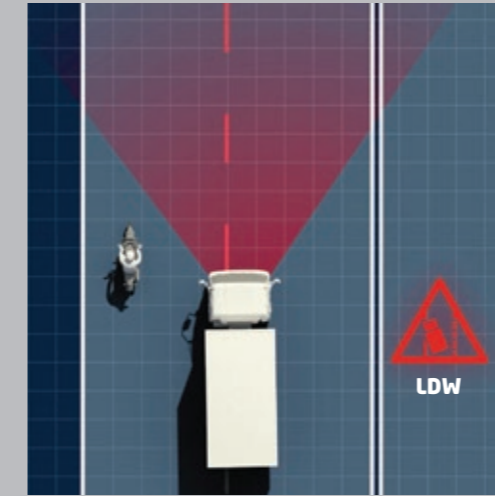
In each of our N Series trucks, there's a stereo safety camera mounted unobtrusively on the dashboard. Using two lenses means that these cameras "see" the road much like a set of human eyes, precisely detecting and measuring the size, distance, and velocity of other vehicles, pedestrians, and cyclists.



DWS helps you maintain a safe distance from the vehicle ahead by giving a warning if a pre-set distance is reached. (You can choose from four pre-set minimum distances).

PART OF A SMART SAFETY SYSTEM.

Isuzu's Advanced Driver Assistance Systems (ADAS) has been developed to help keep all road users safe and the stereo camera provides data to a host of the intelligent safety features like Advanced Emergency Braking (AEB), Lane Departure Warning (LDW), Distance Warning System (DWS), and Traffic Movement Warning (TMW).



ONE VERY CLEVER CAMERA.

The stereo camera is mounted on the dashboard to detect children and low-height objects. Using accident data, we've prioritised detecting of pedestrians and bicycles in the low speed range, making the system ideal for urban locations. Thanks to the light distribution of the vehicle, the stereo camera system can even detect objects at night. The camera can even detect objects when they are partially obstructed.

Active safety features.

With active safety technology on board, a system of sensors constantly monitor the truck's performance and surroundings. The aim is to prevent accidents before they happen, but if a collision is unavoidable, active safety features help reduce the impact.



LDW detects lane markings or road edges and if the driver wanders out of their lane, it sounds a warning. The driver can select two sensitivity settings, or switch OFF.

ANTI-SKID REGULATOR (ASR).

ASR detects when either rear wheel is spinning faster than the other on a loose surface, then reduces torque and/or applies the spinning wheel's brake to improve traction.



CUSTOMISABLE SPEED LIMITER (CSL).

Standard on NPR, NPS, NQR models. By measuring the vehicle speed signal and the engine speed, the CSL controls the fuel injection volume to the engine so that the truck can't exceed a pre-set speed. (Speed is set and fixed at Isuzu Truck dealer Service Department.)



ANTI-LOCK BRAKING SYSTEM (ABS).

ABS determines if a wheel is locked and not turning. It then releases the locked wheel brake and reapplies pressure to reduce locking and maintain control, allowing the driver to effectively steer and brake at same time.



AUTOMATIC LIGHTING SYSTEM (ALS).

ALS monitors exterior light levels and automatically turns on the headlights and tail-lights if needed.



HILL START AID (HSA).

HSA is included on trucks with manual transmissions. When the brake pedal is applied on a hill, the brake pressure is maintained until the clutch is released (or eight minutes) so that the truck won't roll backwards when starting.



CAB TILT WARNING (CTW).

If the cab tilt is not fully locked, the CTW sounds an alarm and flashes an alert light on the multi-information display.



Passive safety features.

Passive safety technology is designed to lessen the consequences of an accident by preventing or managing the forces of any impact. While these features are sometimes referred to as 'secondary' safety technology, they are critical for preventing injuries and saving lives.



LIGHT UP CORNERS.

Turning into laneways and driveways, as you know, can be tricky. Especially at night. That's when our clever cornering lamps come into play. Turning on your indicators turns them on as well, while your headlights still aim forwards.



DUAL AIRBAGS – DRIVER & FRONT PASSENGER.

In the event of a collision, the Supplementary Restraint System (SRS) will determine if the incident is above certain intensity, airbags are deployed in a split second to cushion the cabin occupants and help reduce any injuries.



SEATBELT PRE-TENSIONER – DRIVER & FRONT PASSENGER.

If it senses sharp braking that indicates an accident, the Seatbelt Pre-tensioner automatically tensions the seatbelt to pull the occupant back into the seat and reduce the chance of injuries.




ANTI-INTRUSION BARS.

Additional reinforcement installed into the door structure, Anti-Intrusion Bars protect cabin occupants in case of an incident.



ECE-R29 CABIN.

A certification based on a United Nations global test, the ECE-R29 cabin rating means that the truck's cab has been designed to withstand excessive deforming in case of an incident. This rating isn't currently mandatory in Australia, but cabins that are ECE-R29 rated generally offer superior occupant protection.



A cabin made for comfort.

Whether you're spending all day behind the wheel or driving to a worksite, a little comfort is always welcome. Well, that's what you'll experience every time you climb into an N Series cabin. A lot of thought has gone into creating a space that's easy to navigate and easy on the body.



Window toggle
(crew models)

ADAS safety unit

Fuel card holder

Multimedia unit

Cruise control

Safety feature toggles

Automatic Lighting System

Dual cup holder

Climate control

Heated mirrors

Range of transmission options available

Fully adjustable steering wheel

Idle control knob

CARRY LOADS IN THE CAB.

Jump into an N Series cabin and you'll notice stacks of storage space for all your stuff. And if you're carrying workmates as well, they'll find generous stretch-out legroom.



SMOOTH THE ROAD.

The non-stop bumps of a long haul can lead to one very sore and weary driver. But all tilting single cab N Series models include a contoured suspension driver's seat to absorb the jolting and jarring.

CLIMATE CHANGE YOU CONTROL.

Some of us run hot, while others feel the cold. Either way, with auto climate control standard on NPR and NQR models, you'll always be just right (until you have to get out onto the jobsite, of course).

Auto climate control is available on other models at extra cost.



SET YOUR STEERING WHEEL YOUR WAY.

The N Series steering wheel tilts and telescopes, so it's a snap to find a driving position that's still comfortable at the end of a long shift. A thoughtful touch your neck and shoulders will appreciate.

MULTIMEDIA.

With our Isuzu Multimedia System, you can navigate through the simple menu to play your favourite songs or (digital) station, or, for even greater convenience and safety, use voice-controls for many of the functions available. Hands-free Bluetooth is standard, and sat-nav and tyre-pressure monitoring are optional*.

*At additional cost.



Specifications.

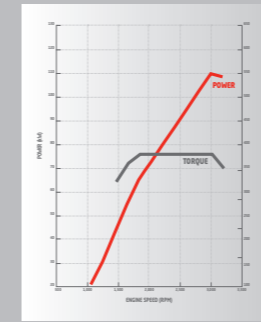
Here you'll find the basic specifications on our N Series models. Remember, though, there's always our ISIS software to help us to choose together the one that's right for you and your application.

Cab Chassis 4x2 range

MODEL	CAB	GVM (kg)	GCM (kg)	TRANSMISSION (GEARS/TYPE)	ENGINE	POWER (kW@RPM)	TORQUE (Nm@RPM)	WHEELBASE
NLR 45-150	Narrow	4500	8000	5-speed Manual	4Jj1-TCS	110 @ 2,800	375 @ 1,600 - 2,800	Short ~ Medium
				6-speed TC-AMT				
NMR 60/45-150	Narrow	6000 / 4500	9500 / 8500	6-speed Manual	4Jj1-TCS	110 @ 2,800	375 @ 1,600 - 2,800	Short ~ Medium
			8000	6-speed TC-AMT				Medium
NNR 55/45-150	Wide	5500 / 4500	9000	6-speed Manual	4Jj1-TCS	110 @ 2,800	375 @ 1,600 - 2,800	Short ~ Medium
			8000	6-speed TC-AMT				
NNR 65/45-150	Wide	6500 / 4500	10000 / 8500	6-speed Manual	4Jj1-TCS	110 @ 2,800	375 @ 1,600 - 2,800	Medium
			8000	6-speed TC-AMT				
NPR 45/55-155	Wide	4500 / 5500	9000	6-speed Manual	4HK1-TCN	114 @ 2,600	419 @ 1,600 - 2,600	Short ~ Medium
				6-speed AMT				
NPR 65/45-190	Wide	6500 / 4500	10,000/9000	6-speed Manual	4HK1-TCC	140 @ 2,600	513 @ 1,600 - 2,600	Medium
				6-speed AMT				
NPR 75-190	Wide	7500	11000	6-speed Manual	4HK1-TCC	140 @ 2,600	513 @ 1,600 - 2,600	Medium ~ Long
				6-speed AMT				
NQR 87/80-190	Wide	8700 / 8000	12,200	6-speed Manual	4HK1-TCC	140 @ 2,600	513 @ 1,600 - 2,600	Medium ~ Long
				6-speed AMT				

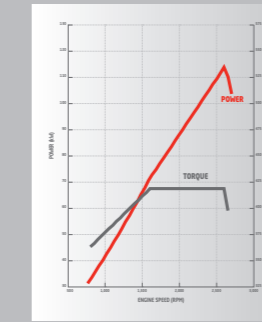
Cab chassis AWD / 4x4 range

MODEL	CAB	GVM (kg)	GCM (kg)	TRANSMISSION (GEARS/TYPE)	ENGINE	POWER (kW@RPM)	TORQUE (Nm@RPM)	WHEELBASE
NLS 45-150 AWD	Narrow	4500	8000	5-speed Manual	4Jj1-TCS	110 @ 2,800	375 @ 1,600 - 2,800	Short
								Medium
NPS 75/45-155 4x4	Wide	7500 / 4500	10000 / 9000	5-speed Manual	4HK1-TCN	114 @ 2,600	419 @ 1,600 - 2,600	Medium
			5-speed AMT					



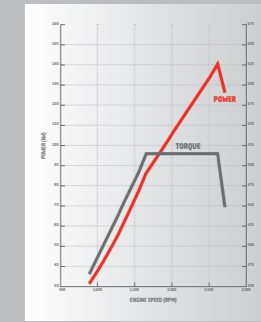
4Jj1-TCS

4Jj1-TCS produces 110kW power and 375Nm torque and is standard on NLR, NLS and NNR models.



4HK1-TCN

4HK1-TCN produces 114kW power and 419Nm torque and is standard on NPR 45/55 and NPS models.



4HK1-TCC

4HK1-TCC produces 140kW power and 513Nm torque on selected NPR models and is standard on NQR models.

Crew cab range

MODEL	CAB	GVM (kg)	GCM (kg)	TRANSMISSION (GEARS/TYPE)	ENGINE	POWER (kW@RPM)	TORQUE (Nm@RPM)	WHEELBASE
NLS 45-150 AWD	Narrow Crew (6 seats)	4500	8000	5-speed Manual	4Jj1-TCS	110 @ 2,800	375 @ 1,600 - 2,800	Medium
NNR 45-150	Wide Crew (7 seats)	4500	8500	6-speed Manual	4Jj1-TCS	110 @ 2,800	375 @ 1,600 - 2,800	Medium
			8000	6-speed TC-AMT				
NPR 45/55-155	Wide Crew (7 seats)	4500 / 5500	9000	6-speed Manual	4HK1-TCN	114 @ 2,600	419 @ 1,600 - 2,600	Long
				6-speed AMT				
NPR 65/45-190	Wide Crew (7 seats)	6500 / 4500	10000 / 9000	6-speed Manual	4HK1-TCC	140 @ 2,600	513 @ 1,600 - 2,600	Long
				6-speed AMT				
NQR 87/8 0-190	Wide Crew (7 seats)	8700 / 8000	12200	6-speed Manual	4HK1-TCC	140 @ 2,600	513 @ 1,600 - 2,600	Long
				6-speed AMT				
NPS 75-155 4x4	Wide Crew (7 seats)	7500 / 4500	11000 / 9000	5-speed Manual	4HK1-TCN	114 @ 2,600	419 @ 1,600 - 2,600	Medium
				5-speed AMT				

Warranties.*

Our N series trucks come standard with one of two factory warranties. And now all 4x2 trucks include an industry-leading six-year factory warranty.

*From first delivery. Extended CARE is available at extra cost for NLS and NPS.

MODEL	VEHICLE	GENUINE ACCESSORIES AND RTW BODY EQUIPMENT	EXTENDED CARE WARRANTY
ALL 4X2 (NLR, NMR, NNR, NPR, NQR)	6 years or 250,000 km	3 years Unlimited kilometres	Not available
AWD and 4x4 (NLS AND NPS)	3 years or 150,000 km	3 years Unlimited kilometres	5 years or 250,000 kilometres

Isuzu Care.

Isuzu Care is the most comprehensive customer care programme ever seen in the Australian truck market. It offers truck buyers and owners a suite of innovative support services and a level of customer care that is setting new industry standards.



ISUZU CARE TEAM.

Why would you trust your Isuzu to anyone but an Isuzu-trained technician? With meticulous training tailored specifically to Isuzu trucks, our team carries out servicing and repairs to manufacturer-documented standards (and that means the highest level possible!).

DEALER NETWORK.

Isuzu has an extensive network of dealers around Australia. So no matter where you are, you'll never be too far from a dealer if you need support.

Warranties.

When we say reliability is everything, it's more than just talk. That's why we're now backing all our N Series 4x2 models with an industry-leading warranty support package. This includes, for the first time ever, a 6 year warranty on the cab chassis.

*NLS/NPS 3 years.



6 YEAR FACTORY WARRANTY.

All new 4x2 N Series trucks come standard with our brand new, industry-leading 6 year factory warranty, covering the cab and chassis only. Any Ready-to-Work truck bodies and all AWD/4x4 models are still covered by the original 3 year factory warranty.

6 YEAR ROADSIDE ASSIST.

Isuzu Assist is a 6 year, 24-hour roadside assistance program that comes at no extra cost with all new N Series 4x2 trucks. So if you run out of fuel, lose your keys, or get a flat tyre (or battery), Isuzu Assist will be there to sort it out.

EXTENDED ASSIST.

Isuzu Extended Assist* provides a 2 year extension to Isuzu's 3 year roadside assist program. Available when you buy your truck, it's the ultimate peace-of-mind.

*At additional cost. Only available on NLS & NPS models.

Agree to less servicing stress.

Few things cause as much pain to a business as a big, unexpected bill. And while Isuzu can't help with all of your outgoings, our service agreements will flatten your truck servicing costs into a single, predictable, monthly payment (or upfront fee in the case of Isuzu Essentials).



INCREASED RE-SALE VALUE, DECREASED RISK.

Looking after your truck pays bigger dividends than just better performance. Proper maintenance lowers the total cost of ownership, reduces downtime, and improves the revenue of every load. When the time comes to upgrade, a comprehensive service history means you'll get top dollar.

You can also rest easy knowing that with a service agreement you'll be running a well-maintained fleet, which means safer trucks for your drivers. However, it's not just about protecting people... although obviously that reason is enough. With the new Chain of Responsibility laws, proper servicing also protects your business.

Isuzu Essentials.

Available on new trucks only and paid upfront, Isuzu Essentials covers your truck's first three regular services up to either your 36 month or 45,000 or 60,000km service (whichever comes first. Distance depends on truck model).

- Genuine Filters & Lubricants*
- Check and Report Fault Codes
- Wheel Bearing Re-pack (F Series only)
- Lubricating All Joints
- Washer Fluids
- Labour
- Valve Adjustments
- Consumables
- Environmental

Isuzu Essentials Plus.

Essentials Plus is available on new trucks and trucks currently in use, up to 36 months old. This plan also covers consumables such as wiper blades, light globes, fuses and fan belts.

- Genuine Filters & Lubricants
- Check and Report Fault Codes
- Wheel Bearing Re-pack
- Lubricating All Joints
- Globes – Stop, Tail, Number Plate, Indicator, Headlight, Interior
- Wiper Blades
- Relays & Fuses
- Fan Belts & Coolant Hoses
- Washer Fluids
- Labour
- Valve Adjustments
- Consumables
- Environmental

Isuzu Total.

Our most comprehensive new truck service agreement. It covers everything included in Essentials Plus, as well as engine, transmission, driveline, brakes, suspension, and electrical componentry.

- Genuine Filters & Lubricants
- Check and Report Fault Codes
- Wheel Bearing Re-pack
- Lubricating All Joints
- Globes – Stop, Tail, Number Plate, Indicator, Headlight, Interior
- Wiper Blades
- Relays & Fuses
- Fan Belts & Coolant Hoses
- Washer Fluids
- Engine Components
- Transmission Components
- Brake Components
- Suspension Components
- Electrical Components
- Labour
- Valve Adjustments
- Consumables
- Environmental

AVAILABLE EXTENDED OPTIONS.

For Isuzu Essentials Plus and Isuzu Total.

- Extended Care
- Extended Assist
- After-Hours Servicing
- Glass Coverage
- Fuel Card
- Pick Up & Drop Off

Make it your own.

Genuine Isuzu accessories are designed to improve your experience of owning and driving an Isuzu by enhancing your truck's practicality and style. And you can rest easy knowing that all Isuzu accessories are designed and manufactured to meet Isuzu's rigorous engineering standards. So personalise your pride and joy.



ISUZU GENUINE BULLBAR.

The Isuzu Trucks approved genuine accessory bullbar has been designed to perfectly follow the lines of your truck. But this design doesn't just look good. Its precision manufacturing process, including robotic welding, has created a bullbar that also works in perfect partnership with Isuzu airbags.



REVERSING CAMERA.



DRIVING LIGHTS.



WEATHERSHIELDS.



RUBBER FLOOR MAT.



SEAT COVER.



PULL OUT STEP.



TOW BAR.



WASH STATION.



EXTERNAL STORAGE.



[isuzu.com.au](https://www.isuzu.com.au)

Isuzu Australia Limited ABN 97 006 962 572 ("IAL"). The information in this brochure was correct at time of printing, but all measurements, specifications and equipment are subject to change without notice. Bodies and equipment featured in this brochure may have changed, may not be genuine accessories and are available at an additional cost. IAL may make changes at any time without notice, in prices, colours, materials, equipment and models. IAL makes all reasonable attempts to ensure the availability of all vehicles and equipment. The information in this brochure is general in nature. Your Isuzu Truck Dealer can confirm all measurements, specifications and vehicle/equipment availability upon request. Any body illustrated is not necessarily standard equipment. JUL2021 FSA/ISZ12781-07